


ST MOGUE'S COLLEGE

Everything in one place.
Simple!



USapp





St Mogue's College App

The School's Official Platform

The App is the school's official platform. It is private and secure. Only current parents/guardians, students and teachers have access.

Parents/guardians and students know with certainty that all school published information is available in the one place – the School App.

The features and functions include:



Communications



Link to VSware



Digital Attendance Forms



Parent Reminder Dashboard



Digital Sign In/Out for Students and Visitors



Booklist



Digital Forms



School Information



My Student



Link to Website



Communications

Parents/guardians will only receive alerted Notifications which are relevant to them.



Notifications

Notifications are used for publishing information on the day-to-day administration of school.



News

The News feed is used for the general PR type of news.



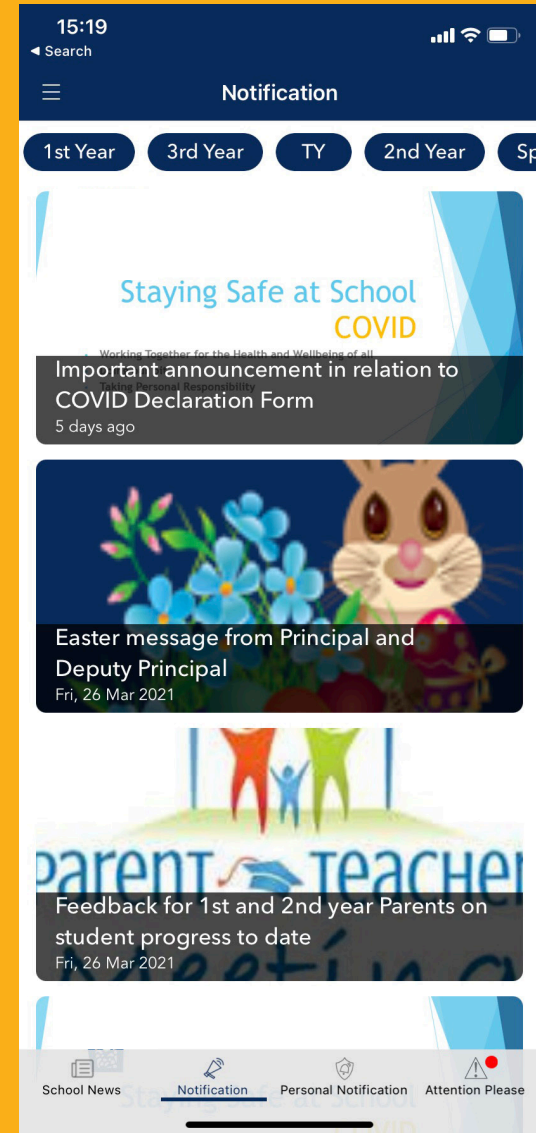
Personal Notifications

Private Message to a group or individual parent/guardian. This will only be visible to that user. The system includes a “read” flag when the notification is opened and read by the user.



Note from parent

Parents/guardians can quickly and easily submit notes.



Also available are:



Gallery



Calendar

Digital Attendance Forms

Parents/guardians **MUST** submit attendance forms through the App **BEFORE 08:15am** to allow school staff time to process the form.

Security – PIN

The App includes an optional 4 digit PIN security on all forms and payments. Parents/guardians can turn this on in their profile.



Absentee Notes



Late Notes



Permission To Leave Early includes QR code for parent/guardian to Digital Sign Out student



Return after Absence

The screenshot shows a mobile app interface for submitting an absentee form. At the top, the status bar shows 'Eir', signal strength, time '09:52', and battery '68%'. The app title is 'Absentee form'. Below the title are two tabs: 'Absentee form' (selected) and 'History'. The form fields include: 'Student' with a dropdown menu showing 'Sophie TEST (1)'; 'Absent' section with instructions 'Please enter only the dates that your child will be absent from the school.' and fields for 'Absent from' (06-08-2020), 'Absent to' (06-08-2020), and 'Reason' (dropdown); 'Further Details' section with a signature line 'Include signature here'; and a 'Parent/Guardian' section with text 'JMM McManus' and '06-08-2020'. A dark blue 'Submit' button is at the bottom.

Digital Sign In/Out

Digital Sign In & Sign Out

Students arriving Late or Leaving Early MUST sign in/out at reception.

Parents/Guardians Signing Out Students

Parents/guardians are required to sign out students who are leaving school early.

A Permission to Leave Early form must be submitted for prior approval.



Digital Forms

Any form which a parent needs to approve or acknowledge will be published in the App. Parents will only see forms that relate to them. A full history of forms submitted is in the App.

For example:

Consent Forms

Permission to go on a trip or attend an event.

Terms of Use Agreements

Parents/Guardians/Students agreeing to terms of use of computer equipment.

Acceptance of School's Rules

Parents/Guardians/Students agreeing to be bound by school rules and code of conduct.

Security – PIN

The App includes an optional 4-digit PIN security on all forms and payments. Parents/guardians can turn this on in their profile.

Consent form

Trip To Buren Adventure Center
Last Date: Mon, 31 Aug 2020
All 1st year students are invited to Carlingford Adventure Centre for a day of fun and team building.. Full lunch and snacks included. Please bring change of clothes and towel.

• Does your son/daughter have any dietary requirements we should be aware of?

Add comment

• You child will have the option of selecting one additional excursion. Please select

Canoeing
 Abseiling
 Archery

Student/Child Information
Name
Sophie TEST

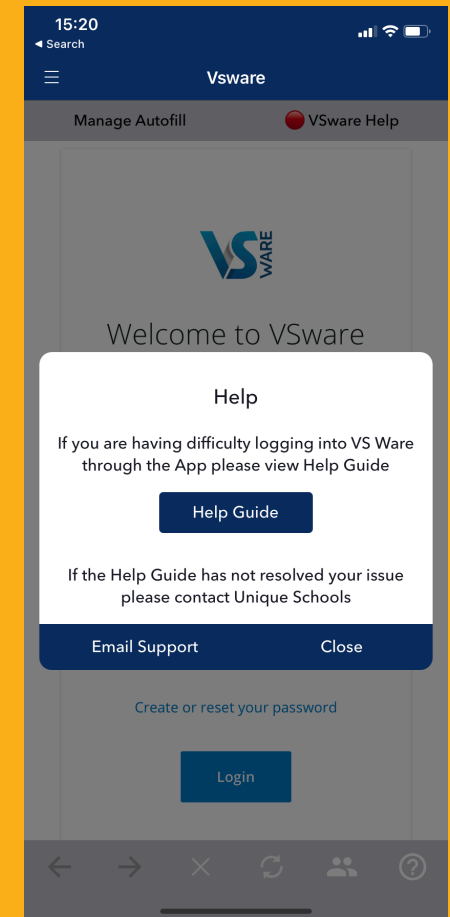
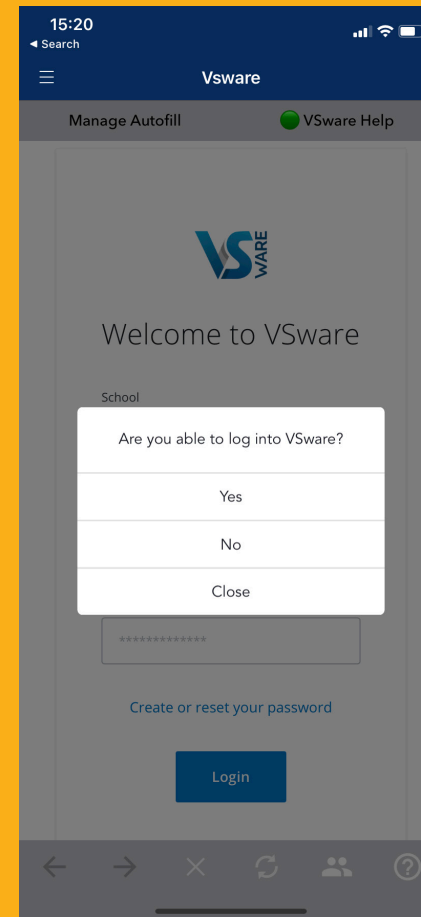
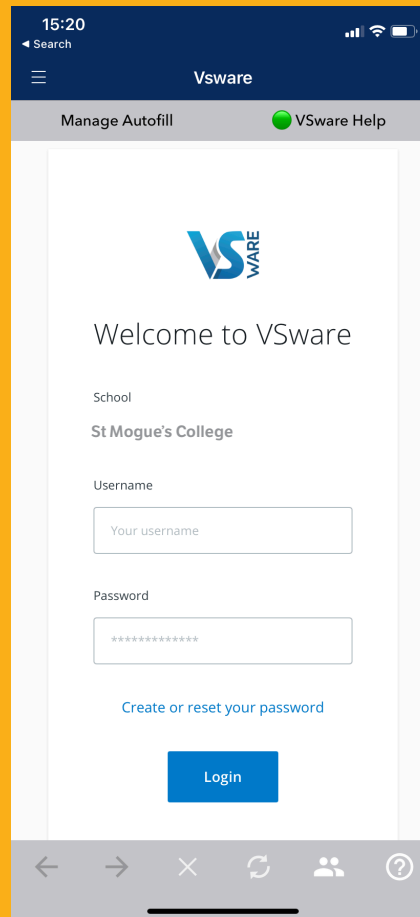
Consent

I permit I don't permit

VShare

You can quickly and seamlessly access your student's VShare details through the App.

- 1 VShare on the home screen
- 2 Your username will be automatically populated by the App
- 3 If you have previously saved your password into the App this will also auto populate and simply login.
- 4 If you have not previously saved your VShare password to the App tap "Manage Autofill" at top of screen and save your password
- 5 Password issues - Create or reset your password
- 6 VShare Help on top right
- 7 support@uniqueschools.ie



My Student



Consent to use student's image

Parents/guardians can grant and/or revoke consent for the school to include their student's image in photos/videos across the school's communications platforms.

The smartphone screen displays the 'My Student' app interface. At the top, there is a dark blue header with a hamburger menu icon and the text 'My Student'. Below the header, the section is titled 'Picture Permission'. The text explains that the school maintains a database of photographs from school events and that it is customary to take photos/videos of students. It states that photos/videos of students and their names may be published on the school website, app, social media, brochures, yearbooks, newsletters, and newspapers. A paragraph follows, stating that consent is requested from each parent and that parents can request the removal of their child's photograph from the school website, brochures, yearbooks, newsletters, etc. at any time. At the bottom, there is a 'Confirmation:' section with two radio buttons: 'I consent' (which is unselected) and 'I do not consent' (which is selected).



Medical Form

Parents/guardians supply and easily update their student's medical information and emergency contact details through the App.

The smartphone screen displays the 'Medical Form' app interface. At the top, there is a dark blue header with a back arrow icon and the text 'Medical Form'. Below the header, there is a paragraph of text explaining that the following information must be supplied to the school to ensure the highest level of care. Below this text, the name 'Matt Toms' is displayed. There are two sections for 'Emergency Contact 1' and 'Emergency Contact 2'. Each section includes a 'Contact Name' field (filled with 'Marian' and 'Jennie' respectively) and a 'Contact Mobile Number' field (filled with '+353851231234' and '+353851234567' respectively). Below these sections is a 'Family Doctor' section with 'Name' and 'Address' fields.

The smartphone screen displays the 'Medical Form' app interface. At the top, there is a dark blue header with a back arrow icon and the text 'Medical Form'. Below the header, there is a section for 'Medical Insurance/ Medical Card No' with three input fields: 'Medical Insurer', 'Medical Insurance No.', and 'Medical Card No.'. Below this is a section for 'Current and Past Medical Info' with a sub-section for 'Disability Information'. This section contains a list of checkboxes for various conditions: 'No Disability', 'Problems with ASD/Asperger's', 'Problems with Communication', 'Problems with Consciousness', 'Problems with Palliative Care needs', 'Problems with Eating and Drinking', 'Problems with hand function', 'Problems with hearing', and 'Problems with incontinence'. All checkboxes are currently unchecked.

Registering for the App

1

You must have provided the school with a mobile number for each parent/guardian

2

DOWNLOAD

St Mogue's College from App Store or Google play - you will have received an SMS with a link

3

VERIFY

- Your school connection - Parent/Guardian
- Your mobile number via one time passcode sent to your phone
- Your email address via link sent to your email

4

ENTER

your digital signature and click register

5

SWITCH ON NOTIFICATIONS

to ensure that you receive alerts when the school posts notifications

I am a ...

Student

Parent/Guardian

Teacher/Staff

Parent/Guardian & Teacher/Staff

Parent/Guardian

Enter your mobile no. which you have provided to school for communication. We will send a verification code (OTP) on this mobile number via SMS.

Country Code
353 Mobile No. _____

Parent/Guardian
Alison O'Keeffe
353 8635466

Email
alison@uniqueschools.ie _____

Password
..... _____

Confirm password
..... _____



By registering I agree to all terms and conditions.

UniqueSchools

Queries

support@uniqueschools.ie

